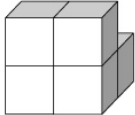






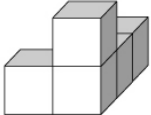



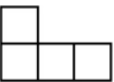
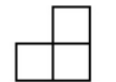
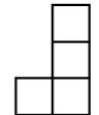
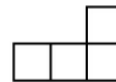

Pre-assessment

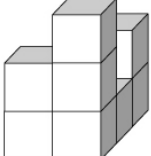
For each object listed below identify the five views, by placing the letter that represents the side on the line below the view of the side. F-front, R-right, B-back, L-left, T-top. Some views will represent more than one side, other views will not be used.

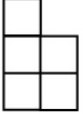
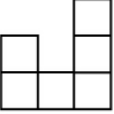
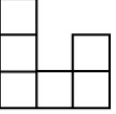
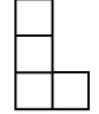


Object 1: 

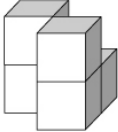
					
_____	_____	_____	_____	_____	_____







Object 2: 

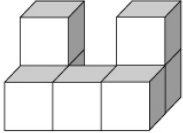
					
_____	_____	_____	_____	_____	_____



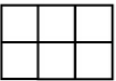



Object 3: 

					
_____	_____	_____	_____	_____	_____

Object 4: 

					
_____	_____	_____	_____	_____	_____

Object 5: 

					
_____	_____	_____	_____	_____	_____