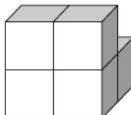








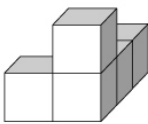
Answer key for Pre-assessment

For each object listed below identify the five views, by placing the letter that represents the side on the line below the view of the side. F-front, R-right, B-back, L-left, T-top. Some views will represent more than one side, other views will not be used.

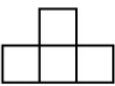
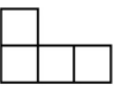




Object 1: 

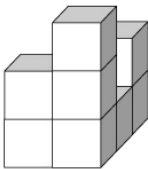
Made with 5 cubes

					
<u>F, B</u>	<u>R</u>	<u>T, L</u>	_____	_____	_____

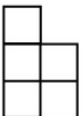
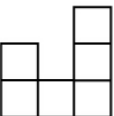
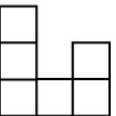
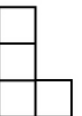
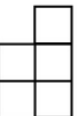

Object 2: 

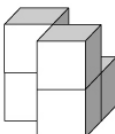
Made with 5 cubes

					
_____	<u>R</u>	<u>F</u>	<u>T</u>	<u>L</u>	<u>B</u>






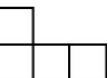
Object 3: 

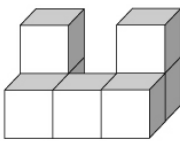
Made with 8 cubes

					
<u>B</u>	<u>L</u>	<u>R</u>	_____	<u>F</u>	<u>T</u>



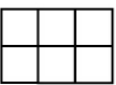
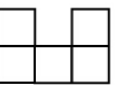


Object 4: 

Made with 5 cubes

					
<u>F, R, B, L</u>	_____	_____	<u>T</u>	_____	_____

Object 5: 

Made with 7 cubes

					
<u>L</u>	<u>R</u>	_____	<u>F, B, T</u>	_____	_____